

VECTORBOARD®—PUNCHBOARD (NO COPPER PLATING)

Precision drilled or pre-punched, Vectorboard® prototyping boards are convenient, economical design tools and cost efficient alternatives to custom designs. Available in several hole patterns, many are copper clad. Sockets and pins, terminals, tools, and accessories are available separately to facilitate construction of your prototype boards.

Cat. No.	Pattern	Width	Length	Thickness	Hole	Material*	Net Price
336M76-032	M	4.0	17.0	0.037	0.025	FR4	\$23.84
64P44XXXP	P	4.5	6.5	0.062	0.042	FR2	8.44
64P44	P	4.5	6.5	0.062	0.042	CFM	8.40
64P44WE	P	4.5	6.5	0.062	0.042	FR4	8.40
84P44WE	P	4.5	8.5	0.062	0.042	FR4	13.25
85H85WE	H	8.5	8.5	0.062	0.042	FR4	34.35
169P44	P	4.5	17.0	0.062	0.042	CEM	14.58
169P44XXXP	P	4.5	17.0	0.062	0.042	FR2	15.58
169P44WE	P	4.5	17.0	0.062	0.042	FR4	22.39
169P59-047	P	6.0	17.0	0.047	0.042	FR4	21.87
169P59-032	P	6.0	17.0	0.031	0.042	FR4	22.37
169P59XXXP	P	6.0	17.0	0.062	0.042	FR2	17.34
169P79	P	8.0	17.0	0.062	0.042	CEM	38.16
169P84	P	8.5	17.0	0.062	0.042	CEM	38.16
59P44-032	P	4.5	6.0	0.032	0.042	FR4	10.83
169P84WE	P	8.5	17.0	0.062	0.042	FR4	31.70
169P99	P	10.0	17.0	0.062	0.042	CEM	46.76
155H175WE	H	16.0	18.0	0.062	0.062	FR4	116.95
170H48WE	H	4.8	17.0	0.062	0.062	FR4	33.13
170H85WE	H	8.5	17.0	0.062	0.062	FR4	50.84
47Q78WE	Q	100.0	160.0	0.062	0.025	FR4	16.60

COPPER CLAD—ONE SIDE—UNPLATED

336M76-032C1	M	4.0	17.0	0.037	0.025	FR4	23.84
169P44C1	P	4.5	17.0	0.062	0.042	CEM	27.19
169P44WEC1	P	4.5	17.0	0.062	0.042	FR4	21.87
169P84C1	P	8.5	17.0	0.062	0.042	CEM	44.24
169P84WEC1	P	8.5	17.0	0.062	0.042	FR4	37.64


HITEMP LAMINATE, GPY POLYIMIDE P96, TEMPERATURE TO 260°

169P84HT	P	8.5	17.0	0.062	0.042	P96	124.11
----------	---	-----	------	-------	-------	-----	--------


COPPER CLAD TWO SIDES

169P84HTC2	P	8.5	17.0	0.062	0.042	P96	119.34
------------	---	-----	------	-------	-------	-----	--------


*MATERIAL: CEM-1 = Epoxy Glass Composite. FR2 = Phenolic. FR4 = Epoxy Glass.



4614



4615

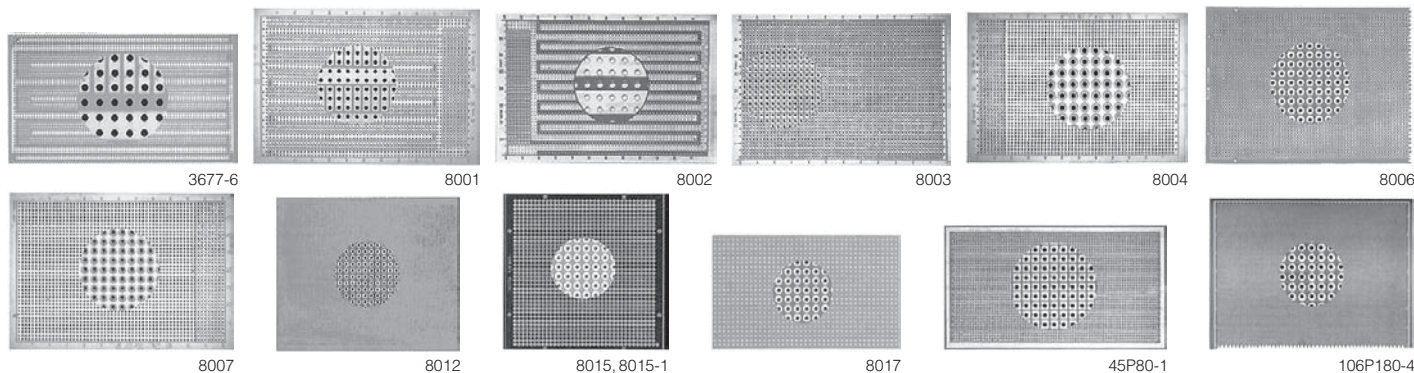


E160-30-1

VME PROTOTYPING BOARDS™ EUROCARDS (DIN 41612)

Cat. No.	Width	Height	Hole Dia.	16-Pin DIPs	96-Pin DIPs	Card Cage	Terminals	Socket	Pattern	Net Price
E160-3U-1	6.30	3.94	0.042	35	RE96MWR	CCK 160-3U	T125, T126	R32	Pad-per-hole, plated-thru-hole	\$21.46
E160-6U-1	6.30	9.19	0.042	100	RE96MWR	CCK 160-6U	T125, T126	R32	Pad-per-hole, plated-thru-hole	38.16
E160-6U-3	6.30	9.19	0.055	105	RE96MWR	CCK 160-6U	—	R52	Voltage/ground plane	33.39
E220-6U-1	8.66	9.19	0.042	140	RE96MWR	CCK220-6U	T125, T126	R32	Pad-per-hole, plated-thru-hole	45.32
E220-6U-3	8.66	9.19	0.055	168	RE96MWR	CCK220-6U	—	R52	Voltage/ground plane	34.61
4614	6.30	3.94	0.042	20	RE96MWR	CCK 160-3U	T125, T126	R32	3 hole solder pad, plated-thru-hole	35.78
4615	6.30	3.94	0.042	50	RE96MWR	CCK 160-6U	T125, T126	R32	3 hole solder pad, plated-thru-hole	42.94
4614-4	6.30	3.94	0.055	300	RE96MWR	CCK 160-3U	T125, T126	R30	Pad-per-hole, plated-thru-hole	31.00

Vector Prototyping Boards




CIRCBOARD®—PRINTED CIRCUIT PROTOTYPING BOARDS

Circbord® prototyping boards with printed circuitry cover a wide range of design requirements—without the expense of edge connectors. All boards have provisions for I/O connectors. Several circuit patterns are available. All bus and pad surfaces are solder coated for user convenience. Sockets and pins, terminals, tools, and accessories are available separately.

Cat. No.	Length	Width	Thickness	Hole	16-Pin DIPs	Material*	Circuit Pattern	Net Price
0.100" × 0.100" GRIP EUROCARDS								
8001	4.50	6.50	0.062	0.042	20	A	3-hole solder pad	\$23.84
8007	4.50	6.50	0.062	0.042	60	A	Pad-per-hole/ground plane	28.62
8004	4.50	6.50	0.062	0.042	50	A	Ground plane, 1 side	28.64
8003	4.50	6.50	0.062	0.042	60	A	Pad-per-hole, 1 side	26.23
8002	4.50	6.50	0.062	0.042	36	A	Interleaved buses, 1 side	26.25
3677-6	4.50	8.08	0.062	0.042	21	A	3-hole solder pad	22.85
45P80-1	4.50	8.08	0.062	0.042	80	A	Pad-per-hole	29.84
8006	5.00	13.25	0.062	0.042	154	A	Pad-per-hole, plated-thru-hole	56.07
8010	4.00	13.00	0.062	0.042	124	B	Pad-per-hole, 2 sides, plated-thru-hole	52.49
8022	3.00	3.50	0.062	0.042	—	B	Lengthwise buses	5.97
8019	3.94	6.30	0.062	0.042	—	B	Lengthwise buses	25.58
8015-1	4.00	4.00	0.062	0.042	55	B	Pad-per-hole, 1 side, plated-thru-hole	8.74
8015	6.00	4.00	0.062	0.042	72	B	Pad-per-hole, 2 sides	13.73
8016-1	6.00	6.00	0.062	0.042	126	B	Pad-per-hole, 1 side, plated-thru-hole	12.63
106P70-4	7.00	10.60	0.062	0.042	175	B	Pad-per-hole/ground plane	136.78
8016	9.00	6.00	0.062	0.042	165	B	Pad-per-hole, 2 sides	20.18
8012	9.20	11.00	0.062	0.042	154	B	Pad-per-hole	76.38
106P106-1	10.60	10.60	0.062	0.042	275	B	Pad-per-hole	75.18
106P180-1	10.60	18.00	0.062	0.042	400	B	Ground plane, 2 sides	158.17
1 MM (HARD METRIC) GRID DEVELOPMENT BOARDS								
8020	6.30	3.94	0.062	0.025	—	B	Pad-per-hole	40.58
2 MM (HARD METRIC) GRID DEVELOPMENT BOARDS								
8017	6.30	3.94	0.062	0.025	—	B	Pad-per-hole	20.89
8018	6.30	3.94	0.062	0.025	—	B	Pad-per-hole, combo	20.85
0.05" GRID DEVELOPMENT BOARD								
8021	6.30	3.99	0.062	0.025	—	B	Pad-per-hole	35.80

*MATERIAL: A = CEM-1 Epoxy Glass Composite. B = FR4 Epoxy Glass.



VECTORBORD® PROTOTYPING BOARDS GENERAL-PURPOSE PLUGBORDS™

Solder connector—R644, except for 3719-1–R636-2. Wire-Wrap connector—R644-3, except for 3719-1–R636-1.

Cat. No.	Width	Height	Spacing	Contacts	Thickness	Hole Dia.	16-Pin DIPs	Material*	Extender	Pattern	Net Price
3662-5	4.5	4.5	0.156	44	0.062	0.042	40	A	3690	Contacts only	\$23.84
4112-5	4.5	4.5	0.156	44	0.062	0.042	8	A	3690	Zig-zag buses	33.41
4112	9.6	4.5	0.156	44	0.062	0.042	40	A	3690-6	Zig-zag	45.33
3662-2	9.6	4.5	0.156	44	0.062	0.042	90	A	3690-6	Contacts only	34.61
3677	9.6	4.5	0.156	44	0.062	0.042	21	B	3690-6	3-hole solder pad	34.61
3662	6.5	4.5	0.156	44	0.062	0.042	50	A	3690	Contacts only	26.80
3662-9	6.5	4.5	0.156	44	0.062	0.042	48	C	3690	Pad-per-hole	42.96
3677-2	6.5	4.5	0.156	44	0.062	0.042	12	A	3690	3-hole solder pad	28.64
4112-4	6.5	4.5	0.156	44	0.062	0.042	25	B	3690	3-hole solder pad	35.80
3719-1	6.5	4.5	0.100	72	0.062	0.042	50	A	3690-4	Contacts only	32.22

*MATERIAL: A = Epoxy Glass Composite; B = Epoxy Glass, C = FR4 Epoxy Glass.